

SINGLE & THREE PHASE

Centralized Emergency Lighting Inverters

Simplify NFPA 101 compliance and lower maintenance costs by using our centralized emergency lighting inverters! With NFPA standards reflecting automatic testing of life safety systems and computer-based reporting of test results, our centralized Emergency Lighting Inverters are being used more now than ever before! All our standard 90 minute inverters are listed as UL 924 “Emergency Lighting Equipment”, and are NFPA 101 compliant. Each inverter model is easy to install, and many boast of an **industry-leading small cabinet footprint!**



EON Model EL3 (10 kW to 55 kW Three Phase)

- Computer-based, self-testing / self-diagnostic emergency lighting system with data-logging and reporting (NFPA 101, 7.9.3.1.3).
- 90 minutes runtime requires only (1) battery cabinet up to 33 kW, and only (2) battery cabinets for 40 kW – 55 kW.
- Online double conversion, no break technology — compatible with all lighting fixture types including LED.
- Automatic static bypass.
- Secure, internal make-before-break inverter bypass switch.
- Distribution: Up to 36 pole positions (or 24 poles if monitored CB’s) on models up to 33 kW. Up to (4) 3-pole CB’s on models 40 kW – 55 kW.


Note: Physically smaller than comparable three phase inverters, without compromising performance or serviceability.

Compact Footprint

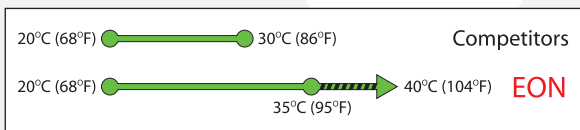
	Output Rating	Width (in.)	Depth (in.)	Height (in.)
EON	33 kW	70	33	77
Competitor A	32 kW	130	32.5	71
Competitor B	33 kW	140	31	72

Dimensions include 90 minutes of battery at full load.

Note: Illustration depicts 33 kW product without standard floor channels.



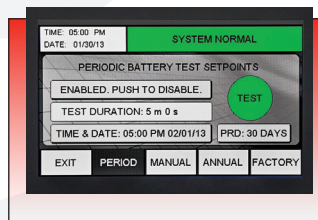
UL Rating Temperature Test Comparison



Note: To satisfy UL 924 requirements for a 35°C listing, UL testing was performed in a 40°C ambient environment, with units tested under full load and at low line input voltage. Optimum battery performance and life at 25° C.

Advanced Digital Monitoring: The Intellistat TS™

- Color, high-resolution touchscreen monitor displays inverter parameters, status, and alarms – standard on the EON, and optional on ELU models (see back page for ELU details).
- Provides complete system diagnostics and testing, including all NFPA-compliant automatic battery testing, reports, and data-logging.
- Performs “egress lighting integrity test”. (See sidebar.)



LED Fixture / Driver Compatibility

Whether fed from the AC power source or even while in battery mode, our inverters have a high peak overload capability to accommodate the inrush current from LED fixtures / drivers!

Automatic Testing / Logging / Reporting

The EON, UltraLITE, and eLITE ELE models automatically perform NFPA-mandated periodic and annual tests — logging the results with a time and date stamp, and a “pass” or “fail” indication.

Remote Communications

Remote monitoring of inverter status, alarms, electrical measurements, and test results are available via:

BACnet/IP, BACnet MS/TP, Ethernet TCP/IP, MODBUS TCP, or MODBUS RS 485.

Egress Lighting Integrity Test

During NFPA-mandated test periods, inverters with the Intellistat (TS or standard) monitoring:

- Automatically initiate the testing of all life safety circuits.
- Compare power consumption during the test period with user-defined load capacity.
- Analyze the data, and advise if service is required.

Note: EON and UltraLITE ELU models allow for automatic bypassing of local control devices during NFPA-mandated testing.



UL 924 / C-UL Listed to CSA Standards
UL 1778 (Models ELU, ELN, ELE)
UL 1008 (Model EZT)



CONTROLLED POWER COMPANY

UltraLITE Model ELC — (600 W to 2 kW Single Phase)

- Automatic testing, logging, reporting per NFPA 101, 7.9.3.1.3
- Compact front-access design, featuring one of the smallest cabinet footprints in the industry.
- NEMA-2 drip-proof enclosure.
- Online double conversion, no break technology — compatible with all lighting fixture types including LED.
- Automatic static bypass.
- Manual bypass switch.
- Distribution: Up to 12 pole positions (or 6 poles if monitored CBs).



Model ELC

UltraLITE Model ELU — (1.5 kW to 14 kW Single Phase)

- Automatic testing, logging, reporting per NFPA 101, 7.9.3.1.3
- Basic or Advanced monitoring: Optional Intellistat TS provides complete system diagnostics and performs “egress lighting integrity test” (see front page for details).
- Online double conversion, no break technology — compatible with all lighting fixture types including LED.
- Automatic static bypass.
- Secure, internal make-before-break inverter bypass switch.
- Distribution: Up to 20 pole positions (or 10 poles if monitored CBs).



Model ELU

eLITE Models ELN and ELE — (ELN — 550 W to 1.5 kW Single Phase) (ELE — 5.3 kW to 18 kW Single Phase)

- True, uninterruptible power designed for LED, HID, incandescent, halogen, and quartz lighting applications.
- Integral constant voltage transformer isolates and regulates output voltage.
- PFC electronic driver / ballast loading up to 50% of the inverter's rated output.
- Distribution: 550 W — 3 pole positions (or 1 pole if monitored CB).
1 kW - 1.5 kW — 6 pole positions (or 3 poles if monitored CBs).



Model ELE (shown)

Specific to Model ELE

- Standard Intellistat with automatic testing, logging, and reporting per NFPA 101, 7.9.3.1.3
- Internal bypass switch.
- Distribution: Up to 20 pole positions (or 10 poles if monitored CBs).

SwitchLITE Model EZT — (Automatic Transfer Switch)

- Automatic transfer between normal and emergency power for up to 8 individual single phase, 20 amp circuits.
- Ideal for use with dimmable light fixtures designated for emergency egress.
- “Remote Command Transfer” to emergency power during NFPA-mandated tests.



Model EZT

All product images are for illustration purposes only, and are not to scale.

Features Common To All CPC Single & Three Phase Inverters:

- Meets NFPA 101 and 111 standards. NFPA compliant as “Life Safety Equipment” in accordance with ANSI/NFPA 70 (NEC), Article 700.
- Small footprint, with front access distribution behind a lockable panel door.
- Accommodates “normally on” lighting fixtures / exit lamps, and “normally off” emergency lights.
- “Normally off” standby output option allows for improved energy efficiency / conservation.
- UL 924 Listed as “Emergency Lighting Equipment”, with standard 90 minutes; optional battery run times available.
- Generator-compatible and available with 10 - 15 minutes backup; UL 924 Listed as “Auxiliary Lighting and Power Equipment”.